




TECHNICAL SPECIFICATIONS 407 GOLD SFC 3300 WB, 4.45 Ton	
<b>POWERTRAIN</b>	
Engine Type	4SPCR BS6
Displacement/ Cubic capacity	2956cc
Maximum Power Output (in kW)	73.5 kW ( 100PS) @2800 r/min
Maximum Torque (in Nm)	300 Nm @ 1200 -2200 r/min
Clutch	Single plate dry friction type- 280 mm dia
Transmission	G400, 5 Speed, Manual Synchromesh Gearbox (5F, 1R), PTOP
<b>FUEL SYSTEM</b>	
Fuel Injection system	M/s Delphi (suitable upto 2000 bar)
Fuel tank capacity (in litres)	60 Liter
<b>ELECTRICALS</b>	
Battery	12V, 75 ah capacity
Alternator	120 amps
<b>PERFORMANCE</b>	
Max. Gradeability (1st Gear)	35.00%
<b>STEERING</b>	
Steering System	Power Steering
<b>FRAME</b>	
Frame	Ladder type frame with riveted/bolted cross members (6 no)
Long Member Dimensions	180 x 55 x 5
<b>BRAKES</b>	
Service Brake	Vaccum assisted; Hydraulic two leading slide shoe; Auto Slack Adjuster
Parking Brake	Transmission mounted parking drum brake
<b>SUSPENSION &amp; TYRES</b>	
Front Suspension	Semi elliptic spring, Parabolic spring (Optional), 2 no Hydraulic Double acting Shock Absorbers with Antiroll bar.
Rear Suspension	Semi elliptical leaf spring, 2 no Hydraulic Double acting Shock Absorbers
No of tyres	Front 2,Rear 2 , Spare 1
Front	7.50 R 16LT, 14PR
Rear	7.50 R 16LT, 14PR

			
<b>WEIGHT</b>	<b>CBC</b>	<b>FSD</b>	<b>HDLB</b>
Front Axle Weight -FAW (in kg)	1940	1940	1940
Rear Axle Weight -RAW (in kg)	3055	3055	3055
Kerb Weight (in kg)	2335	2635	2735
Gross vehicle weight (in kg)	4995	4995	4995
<b>OVERALL DIMENSIONS</b>			
Wheel base (in mm)	3305	3305	3305
Overall Length (in mm)	5405	5415	5415
Overall Height (in mm)	2300	2300	2850
Overall Width (in mm)	1905	2100	2100
<b>LOAD BODY DIMENSIONS</b>			
Load body Length (in mm )	NA	3070	3070
Load body Width (in mm )	NA	2000	1965
Load body Height (in mm )	NA	450	1835
Minimum Turning Dia (in metres )	13.1	13.1	13.1
Minimum Ground Clearance (in mm )	210	210	210
Seating Capacity	Driver +2	Driver +2	Driver +2
Warranty	3 years or 300000 km, Whichever is earlier*		

MAINTENANCE SCHEDULES		
Engine oil	Service Interval (km)	40,000
T/M oil		120,000
Differential oil		120,000
Power steering oil		120,000
Coolant		240,000
Clutch oil		120,000
Hub grease Front		120,000
Hub grease Rear		120,000

Specifications are subject to change without prior notice. These are indicative photos, specifications for reference only.



Dealer Stamp

For more information, please visit our website: [www.light-trucks.tatamotors.com](http://www.light-trucks.tatamotors.com)  
You can also contact our Sales Office: Tata Motors Limited, 4th Floor, Ahura Centre, 82, Mahakali Caves Road, MIDC, Andheri (East), Mumbai - 400 093 or call toll-free no. **1800 209 7979**.

*Terms & Conditions apply as per the policy of ITGI. Insurance available on light, intermediate & heavy commercial vehicles.*  
CAUTION: Accessories shown in the picture or elsewhere do not constitute standard fitment. The specifications are merely indicative.  
Due to continuous product improvements, these specifications are liable to change without notice.

3-YEAR/3-LAKH KM WARRANTY

TATA NEW GENERATION TELEMATICS

TATA DELIGHT

TATA ZIPPY

TATA OK

TATA MOTORS

SAMPOORNA SEVA

AAPKE SAATH HAR KADAM



TOLL-FREE 1800 209 7979

TATA GENUINE PARTS

TATA SURAKSHA

TATA PROLIFE

TATA KAVACH

TATA ALERT



H2LS  
BRAKES



DRIVER'S  
SAFETY



POWER  
STEERING



FUEL-EFFICIENT  
ENGINE



3-YEAR/3 LAKH KM\*  
WARRANTY



IN-BUILT  
MUSIC SYSTEM



HIGH ON  
PAYLOAD



HEAT-RESISTANT  
FEATURES



## IMPROVED PRODUCT PACKAGE



Banjo Type Rear Axle  
More Load carrying capacity,  
lesser prone to leakage



Long member thickness  
is increased to 5mm



Light Weight Loadbody  
with increased strength




Transmission / Steering oil change /  
Hub Greasing interval is improved  
from 80k kms to 120000 kms




New 120 A alternator




Gradeability  
Improvement ( ~35%+)




SAFETY ENHANCED with more  
solid built quality on SFC Cabin




Standard Telematics  
Connectivity with App for  
Owners and Fleet managers



Serrated Coupling flange propeller shaft  
for better Reliability, Maintenance & to  
increase Power Transmission



Music system & Blaupunkt speakers  
+ USB fast charging



New Instrument Cluster  
with Tell tale Symbols  
and Gear shift advisor

## IMPROVED DRIVERS' PACKAGE



H2LS Brakes with  
Brake Boosters



Reduced clutch effort  
by 40%



Lower Gear Shift Effort with  
optimized Gear Shift travel



Power steering with reduced effort  
and new steering wheel



Seat adjustment in XZ Direction



ABC Pedals  
Improved Ergonomic pedal  
positions to reduce fatigue



Melba Fabric for Seats for  
better comfort both in  
summer and winter









Improved New Combination  
switch with better reliability



Lower NVH with improved engine mount and Parabolic  
suspension with rubber Bush

## EXPERIENCE THE TATA MOTORS ILCV6 INTERMEDIATE & LIGHT COMMERCIAL VEHICLE POWER OF 6 EXPERIENCE THE POWER OF CHANGE

### BS6 THE POWER OF 6

-  1 POWER OF GREATER PROFITS
-  2 POWER OF ENHANCED PERFORMANCE
-  3 POWER OF INCREASED DRIVING COMFORT
-  4 POWER OF GREATER CONVENIENCE & CONNECTIVITY
-  5 POWER OF GREATER VALUE
-  6 POWER OF IMPROVED SAFETY AND SECURITY

\*Images used are representative purpose only  
\*\*Technical specs are subjected to be changed & are applicable under standard test conditions

The 3 decade long legacy of India's favorite 407 is set to continue & achieve greater heights as the SFC 407 RJ is back in an all new & Improved avatar!

Today, the TATA 407 GOLD is not just another Light Commercial Vehicle, but an emotion and an answered prayer to Thousands of Proud Owners, seeking profitable solutions to grow their business. Rightly named as " The Non Stop Profit Machine", this vehicle now offers its owners the 6 six powers of profits, performance, Driving Comfort, Convenience & Connectivity, Value as well as Safety & Security, thus providing owners a powerful tool to grow their business to its fullest potential.

Tata Motors is the ONLY manufacturer in India selling the SFC Styled Cabins with the 'Unique NOSE' for highest levels of safety.



## MOST FUEL EFFICIENT TATA 4SPCR BS6 ENGINE

- The DNA of BS4 Engine is carried to the BS6 Engine so that the same reliability and Mileage Superiority is achieved
- Max Torque improvement to 300 Nm (20% more)
- Low End torque Increased to 290 Nm (26 % increase)
- Flat Torque for lesser Gear shifting & better fuel efficiency
- BS6 compliant



## TRIED, TESTED & TRUSTED

-  Reliable 4SP engine
-  Heavy duty aggregates
-  Most cost efficient in its class
-  Largest customer base
-  High horsepower and torque
-  Lowest spare parts cost
-  Highest resale value

## ALL-SEASON MANY APPLICATIONS



Fruits & Vegetables



Gas Cylinders



Cold Drinks



Milk Cans



FMCG



Grains



Dairy Products



White Goods



E-commerce

\*Images used are representative purpose only  
\*\*Technical specs are subjected to be changed & are applicable under standard test conditions